

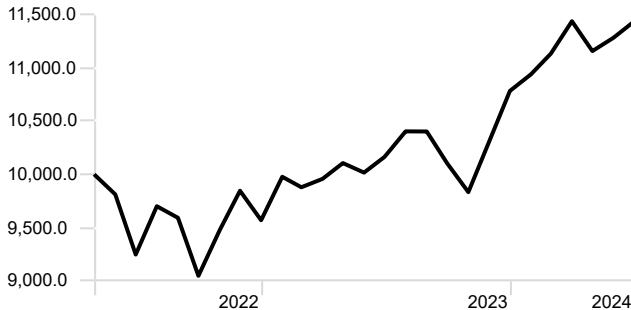
Cornerstone Strategic Index Balanced Growth Managed Portfolio



The portfolio returned -0.03%[^] in the June quarter. Performance was mixed across the major asset classes.

Growth of \$10,000

Time Period: 30/04/2022 to 30/06/2024



Performance Review

As of Date: 30/06/2024

	Return
1 Month	1.34
3 Months	-0.03
1 Year	12.46
2 Years	11.15
3 Years	—
YTD	6.02
Since Inception	6.35

Inception date: 30/04/2022

Portfolio objective

The portfolio aims to provide returns over the medium to long term, with moderate to high volatility, consistent with a diversified mix of predominantly growth-oriented assets and some defensive assets. The portfolio aims to perform in line with the benchmark over the long term, after fees.

Main portfolio highlights

Traditional fixed income assets like government bonds were weaker for the quarter against a backdrop of rising yields, while corporate bonds were relatively flat. Higher bond yields also weighed on the portfolio's global and Australian listed property exposures. Both our global equities exposure and the direct Australian equity portfolio delivered positive returns over the period. Emerging markets were also stronger, outperforming their developed counterparts.

The direct Australian equity portfolio outperformed its benchmark, benefiting in part from an overweight exposure and positive stock selection within financials. This included an overweight to Bendigo and Adelaide Bank and an underweight to QBE Insurance. An underweight to the poor-performing real estate space also added value; though the portfolio did benefit from an overweight to industrial property giant Goodman Group. Stock selection within the healthcare sector added further value over the period; notably an overweight to New Zealand's Fisher & Paykel Healthcare, which climbed almost 20% for the quarter. In contrast, stock selection within the energy space detracted from overall performance. This included an overweight to Ampol and a nil exposure to Whitehaven Coal, which rose on the back of higher coal prices.

More broadly, global share markets made only modest gains in the June quarter. Much of the gains continued to be driven by central bank activity. In the US, the Federal Reserve (Fed) left its benchmark fed funds rate on hold at a target range of between 5.25% and 5.50% throughout the period. Speaking after the Bank's June gathering, Chairman Jerome Powell said that while inflation has eased considerably from its peak, it nonetheless remains too high, and that policymakers do not yet have the confidence to begin lowering interest rates. However, he did reaffirm his belief that current monetary policy is sufficiently restrictive to achieve the Bank's inflation goal. Encouragingly, the latest inflation figures showed an easing in consumer prices between April and May. At the time of writing, the market was fully priced for a first Fed rate cut in November. Elsewhere, the European Central Bank cut interest rates in June; the Bank lowering its main refinancing rate by 0.25% (to 4.25%). However, the Bank gave no indication of the timing of its next move. Meantime, both the Bank of England and the Bank of Japan left their respective benchmark policy rates unchanged over the period. Australian shares underperformed their global counterparts; the local market falling on expectations domestic interest rates will remain higher for longer amid stubbornly high inflation.

Both global and domestic bonds were weaker for the quarter, albeit modestly.

There were no material positional changes over the period.

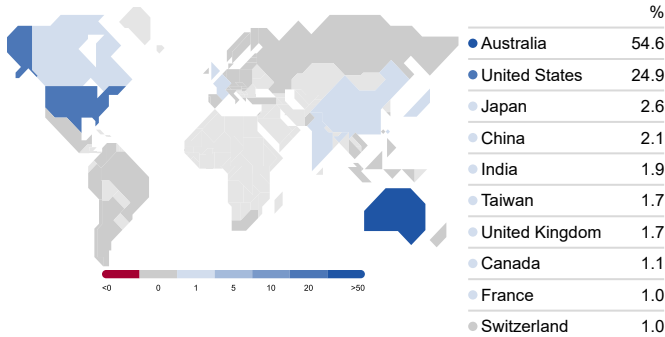
[^]This performance is net of management fees for both the Managed Portfolio and the underlying managers' fees and costs. It does not take into account any third party platform fees charged to individual investors or transaction costs (including buy/sell spreads and brokerage fees). It assumes income is reinvested without any tax deduction. It is for RIML's preferred model portfolio of holdings. A holding in the preferred model portfolio may be restricted or replaced with another similar asset in the Managed Portfolio on different platforms if the preferred holding is not available. Different platforms may also charge different management fees for the Managed Portfolio. This can result in variances in performance of the Managed Portfolio between platforms. An individual investor's performance will differ, according to the investor's actual exposures to Managed Portfolio holdings and other factors (including transaction timing, transaction costs, actual underlying manager fees and costs and whether income is paid in cash). Platforms will have their own methodology for calculating performance, at both a platform level and an individual investor level. Past performance is not a reliable indicator of future performance.

Please contact your platform or adviser for details of your performance or current holdings in the Managed Portfolio.

Cornerstone Strategic Index Balanced Growth Managed Portfolio

Country Exposure

Portfolio Date: 30/06/2024



Long-term investing: Positioning for 5 years and beyond

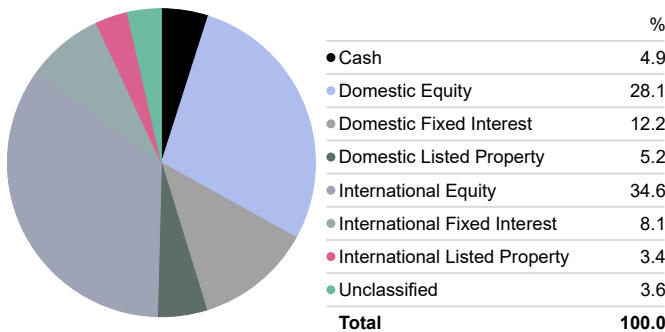
The portfolio has a long-term asset allocation of 70% to growth assets. Growth asset valuations have increased year to date but are below pre-pandemic levels. Long-term, forward-looking return expectations for US shares and high-yield debt have moderated. The economic outlook creates uncertainty in the near term, however in the long term, growth assets are still preferred due to superior returns relative to defensive assets.

Defensive assets such as fixed income and cash have an allocation of 30% in the portfolio. A tilt toward credit further enhances the long-term return potential, but also increases the risk of losses. Credit spreads have narrowed and are near their long-term averages. Government bonds are cheap across some markets and are now offering much higher yields than at the beginning of 2022.

Strategically, the portfolio has positions in cheaper and higher momentum securities per our research.

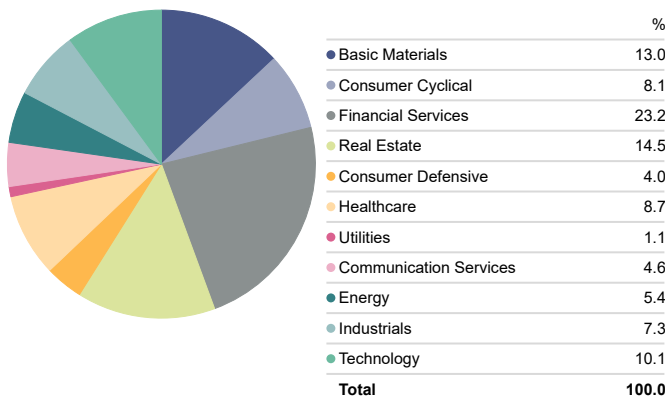
Asset Allocation

Portfolio Date: 30/06/2024



Sector Allocation

Portfolio Date: 30/06/2024



Cornerstone Strategic Index Balanced Growth Managed Portfolio



Detailed Asset Allocation

Portfolio Date: 30/06/2024

	Portfolio Weighting %
Vanguard MSCI Intl (Hdg) ETF	11.52
AMP International Equity Index	11.46
iShares Core S&P/ASX 200 ETF	7.14
Russell Inv Australian Government Bd ETF	6.96
AMP International Fixed Intst Idx Hdg	5.55
Vanguard FTSE Emerging Markets Shrs ETF	3.83
AMP Australian Property Index	3.72
Vanguard All-World ex-US Shares ETF	3.71
Russell Inv Australian Semi-Govt Bd ETF	3.70
Macquarie Cash Fund - Class M Units	3.55
AMP International Property Index Hdg	2.89
iShares Core Cash ETF	2.88
iShares S&P/ASX Small Ordinaries ETF	2.62
Vanguard Intl Credit Secs (Hdg) ETF	1.81
Vanguard Global Value Equity Active ETF	1.60
Russell Inv Australian Select CorpBd ETF	1.39
Vanguard US Total Market Shares ETF	1.26
iShares S&P Small-Cap ETF	1.05
iShares JP Morgan USD EmMkts Bd AUDH ETF	0.96
BHP Group Ltd	2.37
Commonwealth Bank of Australia	2.17
CSL Ltd	1.39
National Australia Bank Ltd	1.25
Westpac Banking Corp	1.09
ANZ Group Holdings Ltd	0.90
Goodman Group	0.86
Wesfarmers Ltd	0.84
Macquarie Group Ltd	0.81
Rio Tinto Ltd	0.68
Telstra Group Ltd	0.66
Woolworths Group Ltd	0.63
WiseTech Global Ltd	0.56
Woodside Energy Group Ltd	0.55
Aristocrat Leisure Ltd	0.54
Transurban Group	0.54
Fortescue Ltd	0.49
Suncorp Group Ltd	0.41
Bendigo and Adelaide Bank Ltd	0.41
James Hardie Industries PLC	0.39
Origin Energy Ltd	0.38
Medibank Private Ltd	0.37
Fisher & Paykel Healthcare Corp Ltd	0.37
Cleanaway Waste Management Ltd	0.36
Newmont Corp Chess Depository Interest	0.34
Incitec Pivot Ltd	0.32
Seven Group Holdings Ltd	0.32
Ansell Ltd	0.31
Santos Ltd	0.31
Ampol Ltd	0.28

Allocations may not equal 100% due to rounding. In order to manage a fund/portfolio to its investment objectives, Russell Investments retains the discretion to change the underlying investments at any time, without notice to investors. Please refer to the relevant Product Disclosure Statement for more information.

Cornerstone Strategic Index Balanced Growth Managed Portfolio



For more information please visit our website:

russellinvestments.com.au/cornerstone or contact your Invest Blue representative, 1300 346 837

Important information

This brochure contains information that is general in nature. It does not take into account the objectives, financial situation or needs of any particular person. You need to consider your financial situation and needs before making any decisions based on this information.

Invest Blue Pty Ltd (ABN 91 100 874 744) and Subsidiaries trading as Invest Blue, is an Authorised Representative and Credit Representative of AMP Financial Planning Pty Limited ABN 89 051 208 327, Australian Financial Services Licence and Australian Credit Licence No. 232706.

© 2024 Morningstar, Inc. All rights reserved. Neither Morningstar, its affiliates, nor their content providers guarantee the data or content contained herein to be accurate, complete, or timely nor will they have any liability for its use or distribution. Any general advice or 'regulated financial advice' under New Zealand law has been prepared by Morningstar Australasia Pty Ltd (ABN: 95 090 665 544, AFSL: 240892) and/or Morningstar Research Ltd, subsidiaries of Morningstar, Inc, without reference to your objectives, financial situation or needs. For more information refer to our Financial Services Guide (AU) and Financial Advice Provider Disclosure Statement (NZ) at www.morningstar.com.au/s/fsg.pdf and www.morningstar.com.au/mca/s/fapds.pdf. You should consider the advice in light of these matters and if applicable, the relevant Product Disclosure Statements before making any decision to invest. Our publications, ratings and products should be reviewed as an additional investment resource, not as your sole source of information. Morningstar's full research reports are the source of any Morningstar Ratings and are available from Morningstar or your adviser. Past performance does not necessarily indicate a financial product's future performance. To obtain advice tailored to your situation, contact a professional adviser. Some material is copyright and published under licence from ASX Operations Pty Ltd ACN 004 523 782.

